




Feel the difference!


The new pharmacy drawer for flexible use in all areas.



EASY PULL



COMFORT STORE



AUTO CLOSE



SOFT STOP




Willach

Pharmacy Solutions

Fama M/comfort – the easy way to keep your stock organised.

Willach has been setting the benchmark for pharmacy technology for more than 50 years. Ultimate quality and total precision have made FAMA the leading storage system for pharmacies. Thanks to sophisticated engineering, FAMA drawers will last a whole generation of pharmacists and longer.

Fama M/comfort has been specifically designed to store medicines, and particular attention has been paid to ergonomics and functionality. The result is a completely logical storage system that's extraordinarily convenient to use.





EASY PULL

Fama M/comfort requires much less force to pull out than other drawers with self-closing and soft-stop system. The return motion is facilitated by inclined guiding rails, thereby allowing the force of the springs tensioned by the opening motion to be kept to a minimum.

EASY PULL, the patent-pending design, ensures fast and effortless drawer opening.



COMFORT STORE

Fama/M comfort drawers remain stationary in their fully open position so you can remove or replenish products at your convenience. Subdividers, cross-dividers and barcode holders combine to make it incredibly easy to keep items organised for fast picking.

COMFORT STORE provides ergonomic access, keeping your hands free when you're operating the drawers.



AUTO CLOSE

Fama M/comfort drawers that are not fully extended close automatically when let go. This return motion is facilitated by the high-precision engineering and the slightly inclined guiding rails. Operating the drawers requires less effort and also saves time as the drawers can be left to close themselves immediately after use.

AUTO CLOSE means you can trust drawers to close completely while you are already serving your customers.



SOFT STOP

At the end of the self-closing motion, the drawer is slowed down quietly and softly over a space of several centimetres and rebounding is reliably prevented. So you don't need to worry about protruding drawers, especially in narrow and highly frequented areas between counter units and display shelves.

SOFT STOP makes drawers close softly for maximum operating convenience.



Effective organisation – thought-out down to the last detail.

Fama M/comfort underbench drawers are the ideal supplement for classic pharmacy drawers. Medicines can be stored in Fama M/comfort drawers using the same arrangement and organising criteria as for long pharmacy drawers.



Product identification: A smart labelling system ensures you quickly find what you're looking for.



Lockable: Fama M/comfort drawers are also available with locks to prevent unauthorised access.



Hygienic: The Fama M/comfort system is available with an optional wire-mesh base to reduce cleaning effort.



Efficient: Compartments can be split using subdividers to make the best use of space.

Fast identification: Barcode holders help you find precisely the right package.



Cross-dividers can be labelled directly as an alternative.



Functional and stylish: FAMA Vision fronts are available in 28 colour options. Thanks to a clip-on mechanism, they are simple and cost-effective to fit.

Long service life: The drawers are made of powder-coated steel for an extremely long service life.

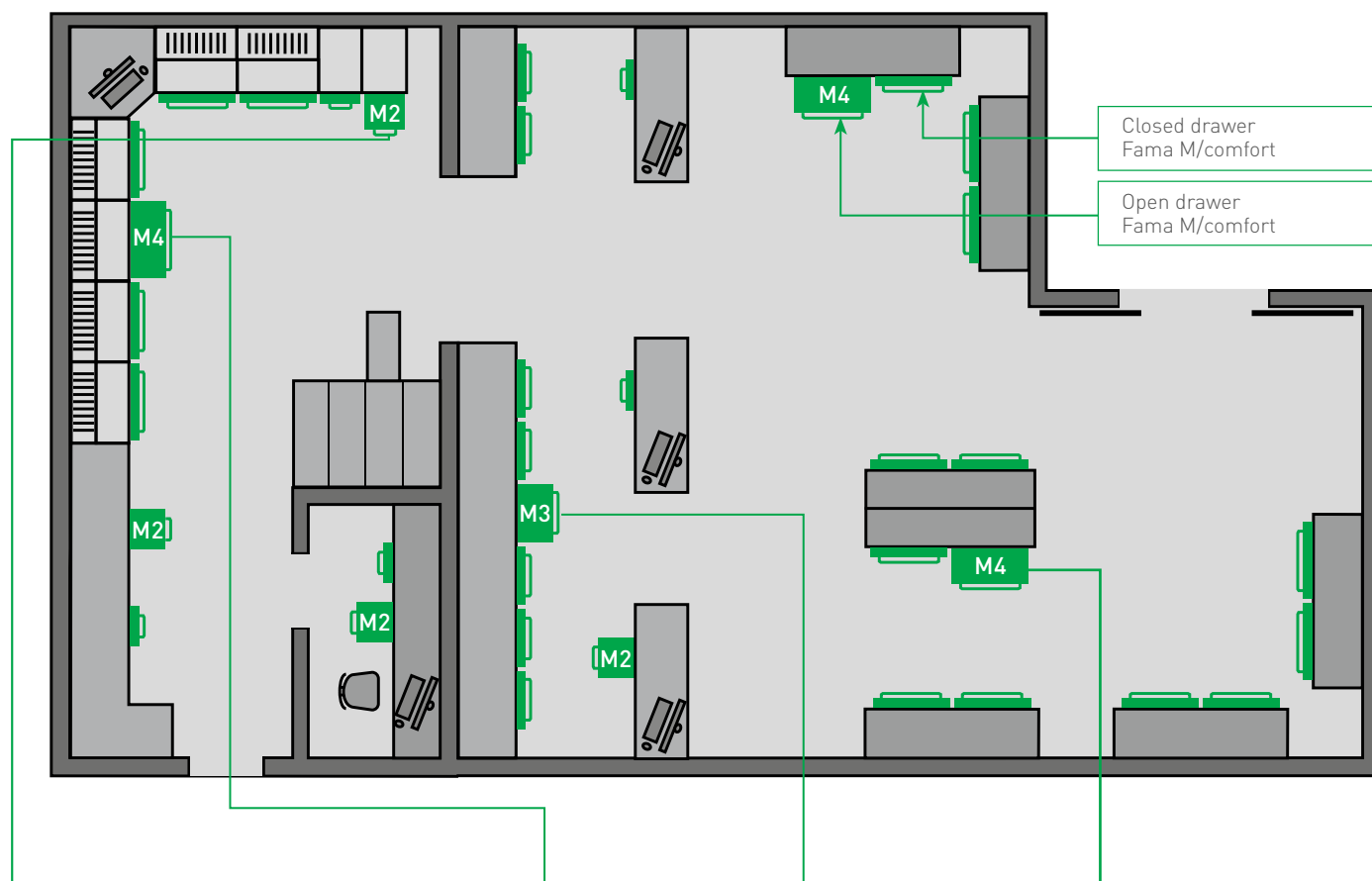
Proverbial silence: Steel ball bearings that are dust-proof, plastic-sheathed and lifetime-lubricated ensure perfectly smooth operation.

Soft and convenient: The SOFT STOP mechanism slows the drawer down as it approaches its final position.

Optimal adjustability: Cross-dividers of 70, 105 or 140mm height can be placed in shaped ribs to allow adjustment for different package sizes.

Flexible use – in all areas of the pharmacy.

Fama M/comfort drawers can be used in all areas of the pharmacy. Be it drawers for the back office, sales counters or for stocking refill items in the front office, Fama M/comfort is always the system of choice.



Installation behind display shelves: Quick access to and better overview of preordered items.



Integration in the back office: The perfect way to organise and have instant visibility of all products and materials in the laboratory or below the workbenches. Thanks to their modular design, Fama M/comfort drawers can also be combined with the FAMA shelving system.



Installation below display shelves and in the counter units: Compact storage of fast-moving medicines and everyday items.



Installation below retail shelves: Clear organisation of excess stock for quick refilling of shelves.

Your choice. Fama M/comfort provides the right co

Fama M/comfort drawers can be individually adjusted to suit your needs. The interior is flexible enough for any requirement thanks to a sophisticated system of dividers. The Fama M/comfort product range includes drawers of different widths, depths and heights. Three different rail and tube systems mean there's always a perfect assembly solution for any installation environment.

Configuration examples:



Compartments for unmixed articles: Split packs of the same type can be stored separately in the same compartment using a subdivider.



Compartments for mixed articles: Split packs or slow-mover items stocked in very low quantities can be organised next to each other in one compartment to save space.



Individual arrangement: The comprehensive divider and organising system allows highly flexible configuration and multiple use, e.g. for office supplies.



Double height: Double-height drawers with gallery rods are ideal for stocking bulk packages, containers and bottles.



Aprons for gallery rods: The drawer sides can be closed off with aprons to keep stacked packages (e.g. excess stock) or bulk material (syringes, cannulas) in place while also providing dust protection.



Steel dividers: Extra-high steel dividers are available to separate and support especially high or heavy articles.

Product range:

Drawers are available in 3 widths, 2 depths and 2 heights (in 4 module heights each).



M2/comfort



M3/comfort

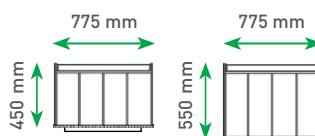
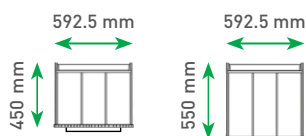
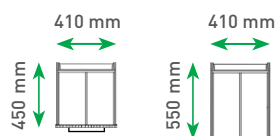


M4/comfort

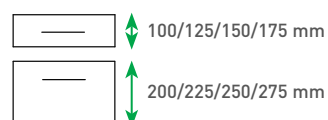


Fama M/comfort – double height

Widths and depths:



Heights:

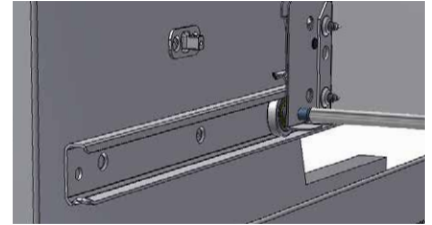
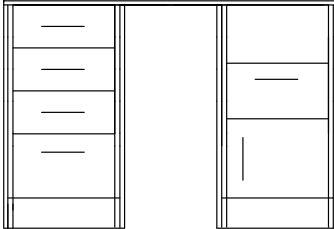


Note: FAMA Vision fronts are available only for an axis pitch of 410 mm and module heights of 125 mm and 250 mm.

Configuration for any requirement.

Body installation:

Underbench drawers

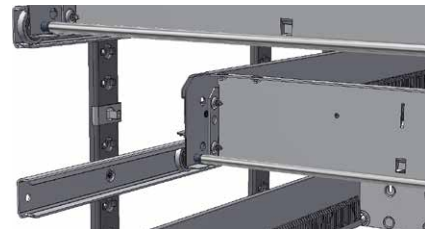

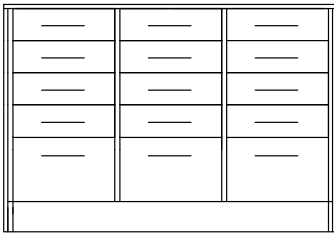


In conventional installations, the guiding rails are screwed one by one to the wooden body. This type of assembly allows the drawers to be arranged individually, e.g. in individual and different height modules starting at 100mm. The actuator triggering the soft-stop mechanism is also directly screwed to the body.

Body installation is especially suitable when only a few drawer units are to be installed in a flexible arrangement.

U-section installation:

Underbench units

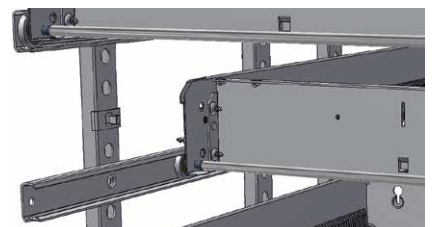




With this type of installation, the guiding rails are completely mounted on the U-sections in the way you wish, resulting in pre-configured ladder racks. This saves valuable labour time during assembly since the rails do not need to be individually installed and adjusted. It also means there's a uniform gap pattern when several full-height bays are arranged side by side. The preset guiding rail inclination ensures perfectly running drawers. There's no need for wooden panels between the bays because the ladder racks support and stabilise each other. The extra benefit: the U-sections are supplied with preassembled actuators to trigger the soft-stop mechanism of each drawer.

U-section installation is especially suitable when several underbench units are to be arranged side by side.

Upright-tube installation:

Full-height bays



Thanks to preassembled ladder racks, upright-tube installation has the same benefits as the U-section installation. However, the larger cross-sections of the upright tubes provide more stability when used in full-height bays. Another difference is that the upright tubes are equipped with height-adjustable feet that stand directly on the floor, easily compensating for any height deviations.

Upright-tube installation is especially suitable for full-height bays requiring greater stability.



Willach Pharmacy Solutions.

The right prescription for every pharmacy.

Willach is one of the world's leading companies for medicine storage and dispensing equipment. With FAMA and CONSIS, Willach can provide whole system solutions for the conventional and fully automated storage of medicine packages, for any type of pharmacy, for any size of pharmacy. Willach undertakes all product development and production in Germany to assure the highest quality standards.



consis

robotic systems

CONSIS robots offer a tailor-made and highly efficient automation concept for your pharmacy. Whether you want to save time or gain space, CONSIS has the right solution for every situation.



FAMA

drawer systems

FAMA drawers provide fast access to packages, with good visibility, excellent space utilisation and ergonomically perfect operation. No other system offers you drawers that can store more packages within the same space.



FAMA

shelving systems

FAMA shelves were developed as a modular system to achieve the greatest possible flexibility. They can be adapted precisely to your individual requirements, storing the items in trays, drawers or on flat shelves. Worktops can be integrated as well.



UK Sales Office:

Willach Pharmacy Solutions
Birmingham Business Park
1310 Solihull Parkway
Birmingham B37 7YB
United Kingdom
Phone +44 (0)121 635 5025
info.uk@willach.com
www.willach.com

German Head Office:

Gebr. Willach GmbH
Stein 2
53809 Ruppichteroth
Germany
Phone +49 (0)2295 9208 0
Fax +49 (0)2295 9208 499
info@willach.com
www.willach.com

WillachGroup
since 1889

